

THE WORLD LOOKS TO IMT FOR AXLES.

WIDE PRODUCT RANGE

- 7 spindle types
- 3 brake spider types: Bolt-on, Weld-on, A.T.L.A.S.
- Wide variety of certified brake linings
- Tracks from 28" to 149"
- Straight beam, drop centre (6", 8" & 9"), 6" full drop, and self-steering axles
- Auxiliary, trunnion and stub axles
- Cambered axles

A.T.L.A.S. SPIDER

- A.T.L.A.S. system makes IMT the light-weight technology leader in North America and Europe in any axle capacity
- 10 lb. weight reduction

LONG LIFE BRAKE

- IMT's Super Life is available in 16 1/2" x 7", 16 1/2" x 5", 16" x 8 5/8" and 15" x 8 5/8"

PRODUCT ASSISTANCE


- Experienced engineering, sales and customer service assistance available to help you choose the right axle

MANUFACTURING

- State-of-the-art robotics and CNC manufacturing equipment processes
- ISO 9001/2000 Registered

DELIVERY

- IMT is committed to "on-time" delivery



Spindle Type	BUYERS GUIDE												Track Length (Inches/mm)						
	Max. Capacity (lbs/kg)						Braking (W/O = weld on, W/D = full air)						ABS	Inches	mm	mm			
	L-weld	S-weld	W/O	W/D	16 1/2" x 7"	16 1/2" x 5"	16 1/2" x 7"	15 1/2" x 7"	15 1/2" x 5"	12 1/2" x 7"	16 1/2" x 7"								
F 12	-	13,000	4,500	-	-	-	-	-	-	-	-	-	-	-	28	710	149	3783	
F 19	-	25,000	10,200	10,200	-	-	W/O, W/D	W/O, W/D	-	-	-	-	W/O	W/O, W/D	165	28	710	149	3783
A 21	-	25,000	11,300	-	-	-	W/O, W/D	W/O, W/D	-	-	-	-	W/O	W/O, W/D	165	28	710	149	3783
F 22	38,450	8,275	23,500	10,200	25,000	11,300	25,000	11,300	W/O, W/D	W/O, W/D	W/O	W/O	W/O	W/O, W/D	165	28	710	149	3783
F 23	-	25,000	10,200	25,000	11,300	25,000	11,300	W/O	W/O	W/O	W/O	-	W/O	W/O, W/D	165	28	710	149	3783
F 24	38,450	8,275	23,500	10,200	25,000	11,300	28,000	11,000	W/O, W/D	W/O, W/D	-	-	W/O	W/O, W/D	165	28	710	149	3783
A 26	-	38,000	13,000	-	-	-	W/O, W/D	W/O, W/D	-	-	-	-	W/O	W/O, W/D	165	28	710	149	3783
DF 19	-	-	25,000	10,200	-	-	W/O, W/D	W/O, W/D	-	-	-	-	W/O	-	165	715	1815	77	1955
DF 22	-	-	25,000	10,200	25,000	11,300	W/O, W/D	W/O, W/D	W/O	W/O	-	-	W/O	-	165	715	1815	77	1955
DC 22	-	-	25,000	10,200	-	-	W/O	W/O	W/O	W/O	-	-	-	-	165	715	1816	77	1955
DC 23	-	-	25,000	10,200	-	-	W/O	W/O	W/O	W/O	-	-	W/O	-	165	715	1816	77	1955
DF 24	-	-	25,000	10,200	25,000	11,300	W/O, W/D	W/O, W/D	W/O	W/O	-	-	W/O	-	165	715	1817	77	1955
HT 22	-	-	30,000	9,000	-	-	W/O	-	-	-	-	-	-	-	165	40	1204	122	3100
F 22 (HM2100)	-	-	18,000	7,200	-	-	W/O	W/O	W/O	W/O	-	-	-	-	165	715	1815	96	2440
F 22 (HM2140)	-	-	-	-	25,000	11,300	W/O	W/O	W/O	W/O	-	-	-	-	165	715	1815	96	2440
F 23 (HM2100)	-	-	-	-	25,000	11,300	W/O	W/O	W/O	W/O	-	-	-	-	165	715	1815	96	2440
F 24 (HM2100)	-	-	-	-	25,000	11,300	W/O	W/O	W/O	W/O	-	-	-	-	165	715	1815	96	2440

AIR DISC BRAKES			
F 22	ABB-175	ABB-195	ABB-225
F 24	-	ABB-195	ABB-225

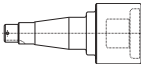


Air Disc Brake Axle

SPINDLE TYPES

F 12

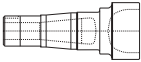
Bearing Group:
Inner Cone HM212049
Outer Cone 3782



The F12 uses the same bearings, hubs and brake components as the most popular North American truck front steering axle. The brakes are 15" x 4". This rugged axle is a friction welded product, and is manufactured with a seamless 5" round tube.

F 19

Bearing Group:
Inner Cone 663
Outer Cone HM212049



A world standard for both on-highway and off-highway applications. The IMT F19 axle series has been used in the desert outback of Australia, the jungles of South America, the Canadian Rockies as well as super highways throughout North America. The service components are off the shelf and available world-wide.

A 21

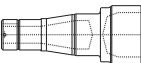
Bearing Group:
Inner Cone 749
Outer Cone 643



The certified axle series of the North American Defence Industry. Designated by TACOMM (USA) and DND (Canada) as the axle system for support trailers of various configurations. For defence applications, reference Ordnance No. 12275487, Vendor No. 37558.

F 23

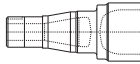
Bearing Group:
Inner Cone HM218248
Outer Cone X33213



Developed for overseas market, especially Europe. Certified to EC-13 brake code. Available with cast steel or aluminum, regular, and Pre-Set™ hubs.

F 22

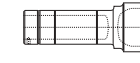
Bearing Group:
Inner Cone HM218248
Outer Cone HM212049



The F22 tapered spindle configuration is accepted as the most used axle in North America. The IMT F22 spindle has durability which is unsurpassed. Also, IMT has the widest range of certified brake linings in North America (FMVSS121, CMVSS121). All components are off the shelf and available throughout North America, the Far East and the Pacific Rim.

F 24

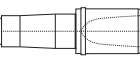
Bearing Group:
Inner Cone HM518445
Outer Cone HM518445



The F24 parallel spindle is recognized world-wide and the IMT F24 finds service in the African bushlands, throughout North and South America, and Europe. This axle has a wide range of applications and is the preferred axle for heavy duty bulk tanker carriers.

A 26

Bearing Group:
Inner Cone 759
Outer Cone 740



The IMT A26 series axles are first choice for both on-highway and off-highway "extra heavy duty use". The durability of the IMT A26 series sets the standard throughout the North American logging industry, as well as South America and Africa.

APPLICATION GUIDE

Spindle Type	Bearings	Bearing Capacity (lbs/kg)	Recommended Applications
F 12	Outer Cap 3720 Outer Cone 3782 Inner Cap HM212011 Inner Cone HM212049	13200/6000	Single tires: 19.5 & 22.5 Big and Trailer suspensions Basic trailers Specialty trailers
F 19	Outer Cap HM212010 Outer Cone HM212049 Inner Cap 653 Inner Cone 663	22500/10225	Van Platforms and Intermodal Chassis Auto Trailers Close Coupled Suspensions
A 21	Outer Cap 632 Outer Cone 643 Inner Cap 742 Inner Cone 749	25000/11350	Tankers Dry Bulk US Distance #12275487
F 22	Outer Cap HM212010 Outer Cone HM212049 Inner Cap HM218210 Inner Cone HM218248	25000/11350	Van Platforms Auto Trailers Loggers Dumpers/Roll-off Tankers and Dry Bulk Intermodal Chassis Wide Spread Suspensions
F 22T	Outer Cap HM212010 Outer Cone HM212049 Inner Cap HM218210 Inner Cone HM218248	25000/11350	Van Platforms Tankers Dry Bulk Loggers Wide Spread Suspensions
F 23	Outer Cap Y22213 Outer Cone X33213 Inner Cap HM218210 Inner Cone HM218248	25000/11350	Europe Van Platforms Auto Trailers Loggers Dumpers Tankers and Dry Bulk Intermodal Chassis Wide Spread Suspensions
F 24	Outer Cap HM518410 Outer Cone HM518445 Inner Cap HM518410 Inner Cone HM518445	26000/11800	Van Platforms Tankers Dry Bulk Loggers Wide Spread Suspensions
F 24T	Outer Cap HM518410 Outer Cone HM518445 Inner Cap HM518410 Inner Cone HM518445	26000/11800	Van Platforms Tankers Dry Bulk Loggers Dumpers Wide Spread Suspensions Dry Off Highway
A 26	Outer Cap 742 Outer Cone 740 Inner Cap 752 Inner Cone 759	30000/13600	Dry/Off Highway Heavy Duty Loggers Mining

* IMT provides a wide range of options to supply fully dressed axles. Contact your IMT territory manager or customer service representative for details.

RECOMMENDATIONS

1. Follow the "axle capacity rating - normal service" charts in the IMT axle catalogue, to select for applications on mostly highway service and spring suspensions.
2. When hauling significant distances off-highway or on exceptionally rough roads - **select the next heavier wall axle tubing.**
3. When installing the axles on high torsion suspensions such as air rides, single pivot point, and walking beam suspensions - **select the next heavier wall axle tubing.**
4. For assistance, please call an IMT application engineer at 1-800-663-AXLE.



IMT
347 King Street West,
P.O. Box 250
Ingersoll, Ontario Canada
N5C 3K6
Toll Free: 1-800-663-AXLE
Tel: (519) 485-2210
Fax: (519) 485-2163
Web: www.imtcorporation.com